

# Blackwood Special Schools Outdoor Education Centre Inc.

## YABBYING

### Yabbying Locations

- 🐼 Blackwood Special Schools Outdoor Education Centre Inc. Yabby Dam
- 🐼 Shaw's Lake

### Yabbying Descriptions

- 🐼 Yabbying is a great Activity to introduce the students to the safety of Fishing
- 🐼 Yabbying also gives the students an experience they may not have an opportunity for in their family life
- 🐼 Yabbying is a great relaxing Activity

### Age Suitability

- 🐼 All ages.

### Staff Ratio

**(Remember Blackwood Special Schools Outdoor Education Centre Inc. Staff cannot be considered as part of your Staff : Student Ratio at any stage during your Blackwood Experience.)**

- 🐼 1:6 - leaders/teachers/adults to campers (a minimum of 2 Visiting Staff always accompany Yabbying Activities)

### Blackwood Special Schools Outdoor Education Centre Inc. Staff Experience

- 🐼 Blackwood Special Schools Outdoor Education Centre Inc. Staff have previous experience in preparing, implementing, leading and reviewing Yabbying Activities.
- 🐼 They are confident of their own experience & ability to safely implement Yabbying.
- 🐼 Blackwood Special Schools Outdoor Education Centre Inc. Staff have experience in Yabbying.
- 🐼 Blackwood Special Schools Outdoor Education Centre Inc. Staff are aware of the intricacies involved in implementing Yabbying including, but not limited to:-
  - 🐼 Equipment required
  - 🐼 Students causing problems during the activity
  - 🐼 Risk Management & Emergency Procedures
- 🐼 All other Logistical requirements for Yabbying.

### Group Leaders Experience






- 🐼 Must have previous experience in supervising groups in outdoor recreation activities.
- 🐼 Must have previous experience in supervising groups in outdoor recreation activities around water.

### Student Participant Experience










- 🐼 Ability & Willingness to safely be involved in the Activity of Yabbying.
- 🐼 Awareness of others and safety guidelines relating to Yabbying.

**A destination for exploration**










## Blackwood Special Schools Outdoor Education Centre Inc. Responsibilities

-  To ensure the Activity is appropriate for the age, ability & experience of the visiting students.
-  To safely & confidently implement Yabbying as an Activity.
-  Take responsibility for the technical and related safety of participants engaged in the activity.
-  Confirming Weather conditions with Group Leaders prior to preparing Yabbying.
-  Briefing participants about the nature and purpose of the activity, about potential hazards and appropriate safety procedures and instructions to be followed.





### Group Leaders Responsibilities

-  **GROUP LEADERS ARE FULLY RESPONSIBLE FOR PROVIDING ALL YABBY BAIT**
-  The Group Leader will be responsible for the supervision and behaviour of campers on the activity, at all rest stops, at the destination and for first aid.
-  Assessing first aid requirements, identifying campers at risk  
e.g. asthma and appointing the first aider
-  Informing other Visiting Staff of their roles in the behaviour, supervision and instruction of campers.
-  Monitoring the welfare and fitness of Campers and other Visiting Staff.
-  Checking the suitability of clothing and equipment carried by Campers and other Visiting Staff.
-  Undertaking a head count prior to, during and after Yabbying.
-  Implementing sun safe strategies for all Campers & Visiting Staff.
-  Recording all incidents - including near misses - on the Incident Notification Form and / or patient Care Report and advising the Blackwood Special Schools Outdoor Education Centre inc. Staff and their School Principals.





### Visiting Staff Responsibilities

-  To carry out tasks as directed by the Group Leader and / or Blackwood Special Schools Outdoor Education Centre Inc. Staff.
-  These may include - but are not limited to:-
  -  Monitoring the welfare and fitness of campers;
  -  Assisting the Group Leader and Blackwood Special Schools Outdoor Education Centre Inc. Staff;
  -  First aid responsibility;
  -  Route finding;
  -  The supervision and behaviour of campers;
  -  Assessing slow or injured campers; and
  -  Adhering to the safety rules.

### Participant Responsibilities

-  Adhering to the safety rules and directions of:-
  -  Blackwood Special Schools Outdoor Education Centre Inc. Staff
  -  Group Leader
  -  Visiting Staff

### Safety Equipment, Inventory & Clothing Requirements

Blackwood Staff	Group Leader	Visiting Staff	Participants
 Yabbying Equipment	 1 <sup>st</sup> Aid Kit	 Sunscreen	 Hats
 Throw Bag & Yabby Nets	 All Medical Details	 Snacks	 Appropriate Clothing
 Wet Weather Coats	 Yabby Bait	 Water	 Water
 Yabby Scoop Nets	 Appropriate Clothing	 Appropriate Clothing	 Solid Footwear
 <b>Everyone should wear solid footwear at all times eg. sandshoes/runners</b> <b>- Thongs, Sandals &amp; Gumboots are NOT appropriate</b>			

A destination for exploration

## First Aid Requirements

- 🐼 The Group Leader **MUST** carry a first aid kit at all times.
- 🐼 There **MUST** be a qualified first aider within the visiting staff - not necessarily the Group Leader.
- 🐼 Insect repellent and stingoes is a good idea.

## Safety Briefing & Emergency Response

- 🐼 **Have FUN**
- 🐼 **NEVER RUN AROUND THE YABBY DAM**
- 🐼 **DO NOT ENTER THE YABBY DAM AREA WITHOUT A STAFF MEMBER**
- 🐼 **UNDER NO CIRCUMSTANCES ARE YOU TO ENTER THE YABBY DAM**
- 🐼 **YABBYING IS CATCH & RELEASE - YOU DO NOT COOK THE YABBIES**
- 🐼 **DO NOT PICK UP THE YABBIES UNLESS:-**
  - 🐼 **YOU HAVE BEEN SHOWN BY A STAFF MEMBER HOW TO SAFETY PICK UP A YABBY; and**
  - 🐼 **YOU ARE BEING FULLY SUPERVISED BY A STAFF MEMBER**
- 🐼 IF THERE IS AN EMERGENCY SITUATION EVERYONE MUST STOP AND FOLLOW THE DIRECTIONS OF BLACKWOOD SPECIAL SCHOOLS OUTDOOR EDUCATION CENTRE Inc. STAFF / GROUP LEADER / EMERGENCY SERVICES

## Activity Notes

- 🐼 Anyone Leading Yabbing through Blackwood Special Schools Outdoor Education Centre Inc **MUST BE:-**
  - 🐼 Familiar with the Yabby Dam Area & Yabbing as an Activity
  - 🐼 Familiar with Emergency & Risk Management Plans
  - 🐼 Currently 1<sup>st</sup> Aid Level 2 Qualified
- 🐼 Everyone **MUST BE** checked to ensure they have appropriate gear for Yabbing
- 🐼 Constantly check the health and wellbeing of all members of the group

## Environmental Considerations

- 🐼 Groups **MUST** implement Minimal Impact Bushwalking Practices throughout their Yabbing Experience
- 🐼 These include but are not limited to:-
  - 🐼 Pack to minimise rubbish
  - 🐼 Don't burn or bury rubbish
  - 🐼 Don't throw rubbish into the Dam
  - 🐼 If you carried it in, you carry it out
  - 🐼 Don't feed or leave food for the animals (except the Yabbies)
  - 🐼 Leave the Yabby Dam Area better than you found them it
  - 🐼 Always walk on the designated tracks and jetties in the Yabby Dam Area

**A destination for exploration**