

Blackwood Special Schools Outdoor Education Centre Inc.

Post Office, Blackwood, Victoria, 3458, Australia
 Phone: (03) 5368 6768 Fax: (03) 5368 6835
 E-mail: blackwood.specialschools.oec@edumail.vic.gov.au
 Internet: www.blackwoodssoec.vic.edu.au
 Incorporation (ACN) No:- AOO38155E
 Australian Business No:- 72 406 523 558



ANALYSIS OF ACTIVITIES FOR RISK & SAFETY MANAGEMENT

Activity & Venue

LOW ROPES – Blackwood Special Schools Outdoor Education Centre Inc. Low Ropes Activity Site



List:- Safety Issues Risks Hazards

- Students running around the Low Ropes Activity Site
- Students jumping off the individual Low Rope Elements
- Students not 'Spotting' participants correctly
- Students becoming entangled in the wires, ropes, logs or tyres during participation
- Students tripping over Low Ropes equipment or the Natural Environment when moving between Low Rope Activities



Can a satisfactory Plan be developed to keep participants safe?

YES



Develop Safety Management Plan

NO



























































Avoid Activity





Consider / Include

- | | |
|---|---|
| Nature of the venue – Physical Terrain:- | <ul style="list-style-type: none"> The Blackwood Special Schools Low Ropes Site Bush Environment Hilly Terrain |
| Special Characteristics of this Location:- | <ul style="list-style-type: none"> A very safe and controlled area |
| Specific Checks for Immediate Hazards:- | <ul style="list-style-type: none"> Ensure each Low Ropes Element is safe Set up & check each Low Ropes Element prior to use Ensure students move safely throughout the area |
| Weather:- | <ul style="list-style-type: none"> Not an appropriate Activity during inclement weather |
| Venue Check prior to Excursion:- | <ul style="list-style-type: none"> Ensure each Low Rope Element is safe Ensure area is clear of fallen branches and debris |
| The Activity & Level of Activity:- | <ul style="list-style-type: none"> A medium energy Activity Beginners welcome to participate |




Activity Appropriateness for the Age Group:-	 All Ages
Maturity:-	 All maturity levels
Physical Stature:-	 Students of all physiques welcome to participate
Ability Level:-	 No experience required
Readiness of the Students:-	 Students must be willing to participate  Students must be alert & attentive during Activity  Students must listen to ALL INSTRUCTIONS
Suitability of the Location:-	 Ensure students are aware of boundaries in the area that the Activity is being conducted
Staff Qualifications and / or Experience:-	 Experience in supervising groups in outdoor recreation activities
Nature of the Group:-	 Students with Special Needs  Students with a variety of different Special Needs
Area to be Visited:-	 Blackwood Special Schools Outdoor Education Centre Inc. Low Ropes Activity Site
Participant Preparation:-	 Appropriate Clothing  Safety Briefing
Skill Development:-	 Improved Teamwork  Improved Communication Skills  Improved Leadership Skills  Improved Co-ordination
Fitness Development:-	 Medium fitness level  Physical Activity
Advance Briefing:-	 Highlight Safety Requirements to Students  NO Running  DO NOT jump off any of the Low Rope Elements  Move safely around the selected Activity Site

Equipment Maintenance Procedures & Checks:-	<ul style="list-style-type: none">  Ensure equipment is kept locked up in the Tent Shelter  Assess & check equipment every time it is set up
Personal Equipment:-	<ul style="list-style-type: none">  Students are to wear clothing they are happy to get dirty  Appropriate Shoes are required
Special Equipment:-	<ul style="list-style-type: none">  Ropes, Turn-buckles, Carabiners  Blindfolds  WD – 40
Transport:-	<ul style="list-style-type: none">  Walk to the Blackwood Special Schools Outdoor Education Centre Inc. Low Ropes Activity Site  If transport is required – School’s Own Bus
Equipment of Emergencies:-	<ul style="list-style-type: none">  1st Aid Kit
Protective Clothing:-	<ul style="list-style-type: none">  Not required
Organisational Arrangements for conducting the Activity:-	<ul style="list-style-type: none">  Group Leaders choose the Activity as part of their Camp Program  Blackwood Staff prepare the Activity  Blackwood Staff fully brief Group Leaders
Staff – Student Ratio:-	<ul style="list-style-type: none">  1 : 6  2 Visiting Staff accompany Activity at ALL TIMES
Location:-	<ul style="list-style-type: none">  Blackwood Special Schools Outdoor Education Centre Inc. Low Ropes Activity Site
Roles of Staff:-	
Blackwood SSOEC Staff	<ul style="list-style-type: none">  Set up the Activity  Implement the Activity if available  Brief Students & ensure Activity is run safely
Group Leader	<ul style="list-style-type: none">  Supervision & behaviour of all Campers  1st Aid & Sun Safe Strategies  Head Count of Students at all times  Report incidents
Visiting Staff	<ul style="list-style-type: none">  Monitor welfare & fitness of Students  Carry out tasks as directed  Ensuring Students adhere to Safety Rules
Safety Measures:-	<ul style="list-style-type: none">  DO NOT RUN  Highlight ‘Challenge by Choice’ Contract  Everyone is encouraged to participate  No Jumping off the Low Rope Elements  Everyone must support others by ‘Spotting’



Group Management Arrangements:-

-  Keep the group together at ALL TIMES
-  Group may be split into smaller groups for easier Group Management & Increased participation rate







Additional Activities (if required):-

-  If the weather is inappropriate:-
 -  Indoor Accommodation Site Activities
 -  Bushwalk









Activity Plan Alternative:-

-  Implement other Activities from Camp Program
-  Indoor Accommodation Site Activities











Injury Management:-

-  Dial 000 – if required
-  Treat Injury on site
-  Student to return to Activity if able
- OR
-  Student to return to Accommodation to Rest
-  Monitor student regularly
-  Assess & Manage Injury regularly

Emergency Plan:-

-  Dial 000 – if required
-  Remove student from the Activity
-  Assess Injury
-  If required cancel the Activity
-  Visiting Staff required to supervise uninjured students
-  Help student return to the Activity
-  Remove student from Activity Location to a safer Environment where Injury can be adequately Managed
-  Continuously Monitor & Assess the Student

Communication Plan:-

-  Group Leader to inform their Principal
-  Group Leader to inform Parents – if required
-  Group Leader to inform Blackwood Manager
-  Group Leader to complete:-
 -  Patient Care Report
 -  Incident Notification Form
-  Group Leader & Blackwood Manager to inform DEECD if Patient is Transported to Hospital
-  Blackwood Manager to inform Blackwood President – if required
-  Blackwood Manager to initiate Emergency Services – if required
-  Blackwood Manager to direct Blackwood Staff, Group Leader, Visiting Staff & Students under the direction of Emergency Services Personnel