

Blackwood Special Schools Outdoor Education Centre Inc.

THE IMAGINATION TRAIL

The Imagination Trail Location

- 🐼 Blackwood Special Schools Outdoor Education Centre Inc. Imagination Trail

The Imagination Trail Description

- 🐼 The Imagination Trail is a 720 metre Activity Trail at the Centre
- 🐼 Along the Trail there are 10 Activity Huts where the students can participate in a series of different activities, which include but are not limited to:-
 - 🐼 Leadership Activities
 - 🐼 Initiative Activities - Wacky's Initiative Challenge
 - 🐼 Environmental Activities
 - 🐼 Frisbee Golf
 - 🐼 Mountain Bike Riding
 - 🐼 Wheelchair Orienteering
- 🐼 It is called The Imagination Trail as the activities that can be provided of the Trail are only limited by your Imagination
- 🐼 The Imagination Trail gives everyone greater access to a larger variety of activities offered at the Centre

Age Suitability

IMAGINATION TRAIL ACTIVITIES	AGE SUITABILITY	STAFF RATIOS
🐼 Leadership Activities	🐼 15 - 18 year old	🐼 1 : 6
🐼 Wacky's Initiative Challenge	🐼 All Ages	🐼 1 : 10
🐼 Environmental Activities	🐼 All Ages	🐼 1 : 10
🐼 Frisbee Golf	🐼 All Ages	🐼 1 : 10
🐼 Mountain Bike Riding	🐼 15 - 18 year old RIDERS	🐼 1 : 6
🐼 Wheelchair Orienteering	🐼 All Ages	🐼 1 : 10

Staff Ratio

(Remember Blackwood Special Schools Outdoor Education Centre Inc. Staff cannot be considered as part of your Staff : Student Ratio at any stage during your Blackwood Experience.)

Blackwood Special Schools Outdoor Education Centre Inc. Staff Experience

- 🐼 Blackwood Special Schools Outdoor Education Centre Inc. Staff have previous experience in preparing, implementing, leading and reviewing all Activities conducted on The Imagination Trail.
- 🐼 They are confident of their own experience & ability to safely implement all Imagination Trail Activities.
- 🐼 Blackwood Special Schools Outdoor Education Centre Inc. Staff have experience in the Activities run on The Imagination Trail.
- 🐼 Blackwood Special Schools Outdoor Education Centre Inc. Staff are aware of the intricacies involved in implementing Activities on The Imagination Trail including, but not limited to:-
 - 🐼 Equipment required
 - 🐼 Students causing problems during the activity
 - 🐼 Risk Management & Emergency Procedures
- 🐼 All other Logistical requirements for implementing Activities on The Imagination Trail.

A destination for exploration

Group Leaders Experience

- 👤 Must have previous experience in supervising groups in outdoor recreation activities.

Student Participant Experience

- 👤 Ability & Willingness to safely be involved in the Activities being presented to them while on The Imagination Trail.
- 👤 Awareness of others and safety guidelines relating to all Imagination Trail Activities.

Blackwood Special Schools Outdoor Education Centre Inc. Responsibilities

- 👤 To ensure the Activity is appropriate for the age, ability & experience of the visiting students.
- 👤 To safely & confidently implement Activities on The Imagination Trail.
- 👤 Take responsibility for the technical and related safety of participants engaged in the activity.
- 👤 Confirming Weather conditions with Group Leaders prior to preparing Activities on The Imagination Trail.
- 👤 Briefing participants about the nature and purpose of the activity, about potential hazards and appropriate safety procedures and instructions to be followed.

Group Leaders Responsibilities

- 👤 The Group Leader will be responsible for the supervision and behaviour of campers on the activity, at all times and for first aid.
- 👤 Assessing first aid requirements, identifying campers at risk
e.g. asthma and appointing the first aider
- 👤 Informing other Visiting Staff of their roles in the behaviour, supervision and instruction of campers.
- 👤 Monitoring the welfare and fitness of Campers and other Visiting Staff.
- 👤 Checking the suitability of clothing and equipment carried by Campers and other Visiting Staff.
- 👤 Undertaking a head count prior to, during and after The Imagination Trail Activities.
- 👤 Implementing sun safe strategies for all Campers & Visiting Staff.
- 👤 Recording all incidents - including near misses - on the Incident Notification Form and / or patient Care Report and advising the Blackwood Special Schools Outdoor Education Centre inc. Staff and their School Principals.
- 👤 Assuming all Blackwood Special Schools Outdoor Education Centre Inc. Staff Responsibilities - as listed above - if leading the Activity without Blackwood Special Schools Outdoor Education Centre Inc. Staff support.

Visiting Staff Responsibilities

- 👤 To carry out tasks as directed by the Group Leader and / or Blackwood Special Schools Outdoor Education Centre Inc. Staff.
- 👤 These may include - but are not limited to:-
 - 👤 Monitoring the welfare and fitness of campers;
 - 👤 Assisting the Group Leader and Blackwood Special Schools Outdoor Education Centre Inc. Staff;
 - 👤 First aid responsibility;
 - 👤 The supervision and behaviour of campers; and
 - 👤 Adhering to the safety rules.

Participant Responsibilities

- 👤 Adhering to the safety rules and directions of:-
 - 👤 Blackwood Special Schools Outdoor Education Centre Inc. Staff
 - 👤 Group Leader
 - 👤 Visiting Staff

A destination for exploration

Safety Equipment, Inventory & Clothing Requirements

Blackwood Staff	Group Leader	Visiting Staff	Participants
Safety Assessment	1 st Aid Kit	Sunscreen	Hats
Set Up Activities	All Medical Details	Snacks	Appropriate Clothing
Full Supervision	Water	Water	Water
Safety Briefing	Appropriate Clothing	Appropriate Clothing	Solid Footwear
Everyone should wear solid footwear at all times eg. sandals/runner's - Thongs, Sandals & Gumboots are NOT appropriate			

First Aid Requirements

- The Group Leader **MUST** carry a first aid kit at all times.
- There **MUST** be a qualified first aider within the visiting staff - not necessarily the Group Leader.
- Insect repellent and stingoes is a good idea.

Safety Briefing & Emergency Response

- Have FUN
- The Imagination Trail Activities are **CHALLENGE** by **CHOICE** Activities:-
 - If you choose not to participate in an Imagination Trail Activity - that's OK
 - If you choose to stop participating half way through an Imagination Trail Activity - that's OK
- You **DO NOT** Run
- You **DO NOT** Jump off any of The Imagination Trail Activities - you step off
- YOU MUST** help other people during The Imagination Trail Activities which may include **SPOTTING**
- SPOTTERS** are:-
 - Your safety support who ensure you are safe during the Activities
 - Walking Sideways along the Low Ropes Element
 - Moving with their hands up, palms open, at the shoulder height of the participant
 - Ready to assist the participant to regain balance or step off the Element
 - Focused only on the participant
 - Standing in front & behind the participant - keeping the participant in the middle at all times
 - Encouraging the participant to do their best
 - NOT FINISHED UNTIL THE PARTICIPANT HAS STEPPED OFF THE ELEMENT**
- PARTICIPANTS CAN** hold on to the **SPOTTERS** hands, or shoulders for extra support, assistance & balance.
- If a participant loses balance - the **SPOTTERS**:-
 - Gently help the participant to regain their balance and resume the Low Ropes Element; or
 - Gently help the participant step off and safely remove themselves from the Low Ropes Element.
 - SPOTTERS DO THROW THE PARTICIPANT BACK ON THE LOW ROPES ELEMENT; and**
 - SPOTTERS DO NOT STEP AWAY FROM THE PARTICIPANT AT ANY STAGE - ESPECIALLY IF THEY ARE LOSING THEIR BALANCE**
- DO NOT** disturb others who are engaged in the Activity
- IF THERE IS AN EMERGENCY SITUATION EVERYONE MUST STOP AND FOLLOW THE DIRECTIONS OF BLACKWOOD SPECIAL SCHOOLS OUTDOOR EDUCATION CENTRE Inc. STAFF / GROUP LEADER / EMERGENCY SERVICES**

Activity Notes

- The following Imagination Trail Activities can only be implemented by Blackwood Special Schools Outdoor Education Centre Inc Staff Members:**
 - Leadership Activities**
 - Initiative Activities**
 - Mountain Bike Riding**

A destination for exploration

- 🐼 Under the full direction of Blackwood Special Schools Outdoor Education Centre Inc. Staff the Group Leader & Visiting Staff may be requested or able to implement the following Imagination Trail Activities:-
 - 🐼 Environmental Activities
 - 🐼 Frisbee Golf
 - 🐼 Wheelchair Orienteering
- 🐼 Blackwood Special Schools Outdoor Education Centre Inc Staff MUST BE:-
 - 🐼 Familiar with all The Imagination Trail Activities
 - 🐼 Familiar with all The Imagination Trail Activity Safety Briefings
 - 🐼 Familiar with the set up & pack up of all The Imagination Trail Activities
 - 🐼 Familiar with Emergency & Risk Management Plans
 - 🐼 Currently 1st Aid Level 2 Qualified
- 🐼 Everyone MUST BE checked to ensure they have appropriate gear for all The Imagination Trail Activities
- 🐼 Constantly check the health and wellbeing of all members of the group











The Imagination Trail Activities

LEADERSHIP ACTIVITIES		
Leadership Activity	Set Up	Pack Up
🐼 Spiders Web	🐼 Hook Web Carabiners onto Eyelets in Holes	🐼 Unhook Carabiners from the Holes
	🐼 Roll old carpet out under Spiders Web	🐼 Roll up the Carpet
🐼 Punctured Bucket	🐼 Prepare buckets of Water & Cups	🐼 Pack Up Buckets & Cups
🐼 Whale Watch	🐼 Clear & Concise Instructions	
🐼 Trail of Trust	🐼 Hand Out Blindfolds	🐼 Collect & Pack Up Blindfolds
🐼 Toxic Waste	🐼 Set the Toxic Waste Ball Depth in the Bucket	🐼 Pack Up Toxic Waste Bucket & Balls
	🐼 Place the empty Bucket in other Activity Hut	
🐼 Teamwork Walk	🐼 Place Trolley out ready for use	🐼 Pack up Trolleys
🐼 Island Escape	🐼 Place Blocks on set marker & check distances	🐼 Pack up Blocks
	🐼 Place Planks near the start of the Activity	🐼 Pack up Planks
🐼 The Wall	🐼 Lock ladder into the side of The Wall	🐼 Remove & lock up the Ladder
	🐼 Place mattresses at the bottom of The Wall	🐼 Remove & lock up the Mattresses
🐼 The Tyre Post	🐼 Clear & Concise Instructions	
🐼 The Tyre Bridge	🐼 Clear & Concise Instructions	🐼 Replace Tyres onto Poles







WACKY'S INITIATIVE CHALLENGE - INITIATIVE ACTIVITIES		
Initiative Activities	Set Up	Pack Up
🐼 Under or Over	🐼 Hook Bungee Cords onto Eyelets in Holes	🐼 Remove Bungee Cords
	🐼 Roll old carpet out under Spiders Web	🐼 Roll up the Carpet
🐼 Hurdles	🐼 Place Hurdles on Poles	🐼 Remove Hurdles from the Poles
🐼 Mouse Trap	🐼 Issue Students with one PVC Pipe each	🐼 Pack up PVC Pipes
	🐼 Have golf balls ready to roll through PVC Pipes	🐼 Pack up Golf Balls
🐼 All Screwed Up	🐼 Set Up length of All Thread	🐼 Pack Up All Thread
	🐼 Issue students with 1 Metal Nut each	🐼 Pack up Nuts
🐼 Up, Up & Roll Over	🐼 Place Steel Pole through the Cable Drum	🐼 Remove Pole with Cable Drum from Posts
	🐼 Place Steel Pole with Cable Drum onto Posts	🐼 Pack Up Steel Pole & Cable Drum
🐼 Hole In One	🐼 Clear & Concise Instructions	
🐼 Up & Over	🐼 Place Steel Pole onto Posts	🐼 Remove Steel Pole from the Posts
🐼 Key Punch	🐼 Place Numbered Discs into the Activity Area	🐼 Pack Up Numbered Discs
🐼 Group Skipping	🐼 Clear & Concise Instructions	🐼 Pack Up Team Skipping Rope
	🐼 Issue Students with a Team Skipping Rope	
🐼 Driving Spool	🐼 Place Large Cable Drum onto the Trail	🐼 Remove Large Cable Drum from the Trail
	🐼 Place long Steel Pole through the Cable Drum	🐼 Remove & Pack Up Steel Pole
🐼 Tyre Stepping Stones	🐼 Clear & Concise Instructions	🐼 Replace Tyres onto Poles

A destination for exploration


MOUNTAIN BIKE RIDING LEADERSHIP ACTIVITIES

Set Up	Pack Up
 Issue Students with Helmets & ensure Helmets Fit	 Pack Up Helmets
 Issue Students with an appropriate size Mountain Bike	 Clear & return Mountain Bikes
 Do a pre-ride safety check with students on each Bike	
 Get Coloured Domes ready for Cycling Skills	 Pack Up Coloured Domes
 Very Clear & Concise Instructions	
 ALWAYS RIDE ANTI - CLOCKWISE	
 LEAD BY EXAMPLE AT ALL TIMES	








FRISBEE GOLF

Set Up	Pack Up
 Issue Students with Frisbees	 Pack Up Frisbees
 Use the Frisbee Golf Driving Range to Practice	
 Issue Students with Score Cards & Pens / Pencils	 Pack Up Pens / Pencils
 Clear & Concise Instructions	

ENVIRONMENTAL ACTIVITIES & WHEELCHAIR ORIENTEERING

Set Up	Pack Up
 Set Up required Activity Equipment in each Activity Hut	 Pack Up Activity Equipment
 Clear & Concise Instructions	

Environmental Considerations

-  Groups **MUST** implement Minimal Impact Practices throughout every Imagination Trail Activity
-  These include but are not limited to:-
 -  If you carried it in, you carry it out
 -  Don't feed or leave food for the animals
 -  Leave The Imagination Trail better than you found it
 -  Always walk on The Imagination Trail tracks and established paths
-  Keep the noise to a minimum

A destination for exploration