






Blackwood Special Schools Outdoor Education Centre Inc.

BUSH HUT MAKING

Bush Hut Making Location

 Blackwood Special Schools Outdoor Education Centre Inc. Orienteering Hill

Bush Hut making Descriptions


-  Bush Hut Making is a Survival Activity
-  The maximum time permitted to complete this activity is 2 hours (120 minutes)
-  Students are required to make a Hut to Accommodate a Group of Students using nothing but natural materials from the Bush Environment
-  The reliability of their Bush Hut may be tested at the end of the Activity with a bucket of Water
-  **With full School Council Approval** - if the students Bush Huts are structurally sound - they may be able to Camp in their Bush Hut during their Blackwood Experience. If this is a program request, students will be given an appropriate time frame to build a safe hut - this may exceed the 2 hour time limit

Age Suitability








-  All ages.

Staff Ratio

(Remember Blackwood Special Schools Outdoor Education Centre Inc. Staff cannot be considered as part of your Staff : Student Ratio at any stage during your Blackwood Experience.)

-  1:8 - leaders/teachers/adults to campers (a minimum of 2 Visiting Staff must be on any Bush Hut Making Activity)



Blackwood Special Schools Outdoor Education Centre Inc. Staff Experience

-  To ensure the Activity is appropriate for the age, ability & experience of the visiting students.
-  To safely & confidently implement the Bush Hut Making Activity.
-  Take responsibility for the technical and related safety of participants engaged in the activity.
-  Confirming Weather conditions with Group Leaders prior to preparing the Bush Hut Making Activity.
-  Briefing participants about the nature and purpose of the activity, about potential hazards and appropriate safety procedures and instructions to be followed.
-  Risk Management & Emergency Procedures
-  All other Logistical requirements for implementing Bush Hut Making at the Centre

Group Leaders Experience

-  Must have previous experience in supervising groups in outdoor recreation activities.

Student Participant Experience

-  Ability & Willingness to safely move about a sloping Bush Environment.
-  Awareness of others and safety guidelines relating to the Bush Hut Making Activity.

A destination for exploration



Blackwood Special Schools Outdoor Education Centre Inc. Responsibilities

- To ensure Bush Hut Making is appropriate for the age, ability & experience of the visiting students.
- To safely & confidently implement the Bush Hut Making Activity.
- Take responsibility for the technical and related safety of participants engaged in the activity.
- Confirming Weather conditions with Group Leaders prior to preparing for the Bush Hut Making Activity.
- Briefing participants about the nature and purpose of the activity, about potential hazards and appropriate safety procedures and instructions to be followed.

Group Leaders Responsibilities

- The Group Leader will be responsible for the supervision and behaviour of campers on the activity, at all times and for first aid.
- Assessing first aid requirements, identifying campers at risk
e.g. asthma and appointing the first aider
- Informing other Visiting Staff of their roles in the behaviour, supervision and instruction of campers.
- Monitoring the welfare and fitness of Campers and other Visiting Staff.
- Checking the suitability of clothing and equipment carried by Campers and other Visiting Staff.
- Undertaking a head count prior to, during and after the Bush Hut Making Activity.
- Implementing sun safe strategies for all Campers & Visiting Staff.
- Recording all incidents - including near misses - on the Incident Notification Form and / or patient Care Report and advising the Blackwood Special Schools Outdoor Education Centre inc. Staff and their School Principals.
- Assuming all Blackwood Special Schools Outdoor Education Centre Inc. Staff Responsibilities - as listed above - if leading the Activity without Blackwood Special Schools Outdoor Education Centre Inc. Staff support.

Visiting Staff Responsibilities

- To carry out tasks as directed by the Group Leader and / or Blackwood Special Schools Outdoor Education Centre Inc. Staff.
- These may include - but are not limited to:-
 - Monitoring the welfare and fitness of campers;
 - Assisting the Group Leader and Blackwood Special Schools Outdoor Education Centre Inc. Staff;
 - First aid responsibility;
 - The supervision and behaviour of campers;
 - Adhering to the safety rules.

Participant Responsibilities

- Adhering to the safety rules and directions of:-
 - Blackwood Special Schools Outdoor Education Centre Inc. Staff
 - Group Leader
 - Visiting Staff

Safety Equipment, Inventory & Clothing Requirements

Blackwood Staff	Group Leader	Visiting Staff	Participants
Instructions	1 st Aid Kit	Sunscreen	Hats
Buckets of Water	All Medical Details	Supervision	Appropriate Clothing
Check Safety of Huts	Water	Water	Water
Site Selection	Appropriate Clothing	Appropriate Clothing	Solid Footwear
Everyone should wear solid footwear at all times eg. sandals/running shoes - Thongs, Sandals & Gumboots are NOT appropriate			

A destination for exploration

First Aid Requirements

- 👤 The Group Leader **MUST** carry a first aid kit at all times.
- 👤 There **MUST** be a qualified first aider within the visiting staff - not necessarily the Group Leader.
- 👤 Insect repellent and stingoes is a good idea.

Safety Briefing & Emergency Response

- 👤 DO NOT run around the Bush Hut Making Activity Site
- 👤 DO NOT run when collecting wood & sticks for your Bush Hut
- 👤 DO NOT step over the Bush frame or construction of your Bush Hut
- 👤 DO NOT lift anything too heavy
- 👤 DO NOT throw anything
- 👤 Bush Hut Making is a Survival Activity that requires patience and persistence
- 👤 Demonstrate to the students how to make a Bush Hut using previously constructed Bush Huts
- 👤 IF THERE IS AN EMERGENCY SITUATION EVERYONE MUST STOP AND FOLLOW THE DIRECTIONS OF BLACKWOOD SPECIAL SCHOOLS OUTDOOR EDUCATION CENTRE Inc. STAFF / GROUP LEADER / EMERGENCY SERVICES

Activity Notes

- 👤 Anyone Leading the Bush Hut Making Activity through Blackwood Special Schools Outdoor Education Centre Inc **MUST BE**:
 - 👤 Familiar with the Bush Hut Making Activity
 - 👤 Familiar with the Bush Hut Making Safety Briefing
 - 👤 Familiar with Emergency & Risk Management Plans
 - 👤 Currently 1st Aid Level 2 Qualified
- 👤 Everyone **MUST BE** checked to ensure they have appropriate gear for the Bush Hut Making Activity
- 👤 Issue Wet Weather Jackets - if required
- 👤 Constantly check the health and wellbeing of all members of the group throughout the walk

Environmental Considerations

- 👤 Groups **MUST** implement Minimal Impact throughout the Bush Hut Making Activity
- 👤 These include but are not limited to:-
 - 👤 Only use Bush Material that is already on the ground
 - 👤 Use Bush Material from previously constructed Bush Huts
 - 👤 Don't feed or leave food for the animals
 - 👤 Leave Bush Hut Sites better than you found them
 - 👤 DO NOT pull Bush Material of living trees
 - 👤 DO NOT destroy any nest or animal shelters

A destination for exploration