

# Blackwood Special Schools Outdoor Education Centre Inc.

## ARCHAEOLOGICAL DIG

### Archaeological Dig Locations

- 🐼 Sand Pit at the Residence Accommodation Site
- 🐼 Wheelchair Sand Pit at the School Accommodation Site

### Archaeological Dig Descriptions

- 🐼 This is an activity where students will be placed in a sand pit and required to dig in the sand.
- 🐼 It is not a treasure hunt activity.
- 🐼 This is an activity where students are encouraged to act like Archaeologists and carefully exhumed buried artefacts from the Archaeological Dig Site.

### Age Suitability

- 🐼 5 - 14 year olds

### Staff Ratio

**(Remember Blackwood Special Schools Outdoor Education Centre Inc. Staff cannot be considered as part of your Staff : Student Ratio at any stage during your Blackwood Experience.)**

- 🐼 1:8 - leaders/teachers/adults to campers (a minimum of 2 Visiting Staff must be on any Archaeological Dig)

### Blackwood Special Schools Outdoor Education Centre Inc. Staff Experience

- 🐼 Blackwood Special Schools Outdoor Education Centre Inc. Staff have previous experience in preparing, implementing, leading and reviewing the Archaeological Dig.
- 🐼 They are confident of their own experience & ability to safely implement the Archaeological Dig into a Camp Program.
- 🐼 Blackwood Special Schools Outdoor Education Centre Inc. Staff have experience in the Archaeological Dig Activity.
- 🐼 Blackwood Special Schools Outdoor Education Centre Inc. Staff are aware of the intricacies involved in implementing the Archaeological Dig Activity including, but not limited to:-
  - 🐼 Depth to bury artefacts
  - 🐼 Dampness & weather conditions in relation to the sand
  - 🐼 Students causing problems during the activity
  - 🐼 Risk Management & Emergency Procedures
- 🐼 All other Logistical requirements for the Archaeological Dig Activity

### Group Leaders Experience






- 🐼 Must have previous experience in supervising groups in outdoor recreation activities.

### Student Participant Experience










- 🐼 Ability & Willingness to safely move about and play in a sand pit.
- 🐼 Awareness of others and safety guidelines relating to the Archaeological Dig Activity.

**A destination for exploration**








## Blackwood Special Schools Outdoor Education Centre Inc. Responsibilities

-  To ensure the Activity is appropriate for the age, ability & experience of the visiting students.
-  To safely & confidently implement the Archaeological Dig Activity.
-  Take responsibility for the technical and related safety of participants engaged in the activity.
-  Confirming Weather conditions with Group Leaders prior to preparing the Archaeological Dig.
-  Briefing participants about the nature and purpose of the activity, about potential hazards and appropriate safety procedures and instructions to be followed.





### Group Leaders Responsibilities

-  The Group Leader will be responsible for the supervision and behaviour of campers on the activity, at all times and for first aid.
-  Assessing first aid requirements, identifying campers at risk  
e.g. asthma and appointing the first aider
-  Informing other Visiting Staff of their roles in the behaviour, supervision and instruction of campers.
-  Monitoring the welfare and fitness of Campers and other Visiting Staff.
-  Checking the suitability of clothing and equipment carried by Campers and other Visiting Staff.
-  Undertaking a head count prior to, during and after the Archaeological Dig Activity.
-  Implementing sun safe strategies for all Campers & Visiting Staff.
-  Recording all incidents - including near misses - on the Incident Notification Form and / or patient Care Report and advising the Blackwood Special Schools Outdoor Education Centre inc. Staff and their School Principals.
-  Assuming all Blackwood Special Schools Outdoor Education Centre Inc. Staff Responsibilities - as listed above - if leading the Activity without Blackwood Special Schools Outdoor Education Centre Inc. Staff support.

















### Visiting Staff Responsibilities

-  To carry out tasks as directed by the Group Leader and / or Blackwood Special Schools Outdoor Education Centre Inc. Staff.
-  These may include - but are not limited to:-
  -  Monitoring the welfare and fitness of campers;
  -  Assisting the Group Leader and Blackwood Special Schools Outdoor Education Centre Inc. Staff;
  -  First aid responsibility;
  -  The supervision and behaviour of campers; and
  -  Adhering to the safety rules.

### Participant Responsibilities

-  Adhering to the safety rules and directions of:-
  -  Blackwood Special Schools Outdoor Education Centre Inc. Staff
  -  Group Leader
  -  Visiting Staff

### Safety Equipment, Inventory & Clothing Requirements

Blackwood Staff	Group Leader	Visiting Staff	Participants
 Bury Artefacts	 1 <sup>st</sup> Aid Kit	 Sunscreen	 Hats
 Trowels & Brushes	 All Medical Details	 Snacks	 Appropriate Clothing
 Wet Weather Coats	 Water	 Water	 Water
 Gloves	 Appropriate Clothing	 Appropriate Clothing	 Solid Footwear
 <b>Everyone should wear solid footwear at all times eg. sandals/runners</b> <b>- Thongs, Sandals &amp; Gumboots are NOT appropriate</b>			

A destination for exploration

## First Aid Requirements

- 👤 The Group Leader **MUST** carry a first aid kit at all times.
- 👤 There **MUST** be a qualified first aider within the visiting staff - not necessarily the Group Leader.
- 👤 Insect repellent and stingoes is a good idea.

## Safety Briefing & Emergency Response

- 👤 This is an Archaeological Dig Activity and **NOT** a Treasure Hunt
- 👤 You are required to dig into the sand to find artefacts and slowly exhume the artefacts as if you where an Archaeologist
- 👤 **DO NOT** throw sand
- 👤 **DO NOT** throw any of the Digging Implements
- 👤 **DO NOT** run around the Archaeological Dig Site
- 👤 **DO NOT** push any of the other Archaeologists working in the Archaeological Dig Site
- 👤 Once you have exhumed something from the Archaeological Dig Site bring it over to the seat to answer questions relating to what you have found
- 👤 **IF THERE IS AN EMERGENCY SITUATION EVERYONE MUST STOP AND FOLLOW THE DIRECTIONS OF BLACKWOOD SPECIAL SCHOOLS OUTDOOR EDUCATION CENTRE Inc. STAFF / GROUP LEADER / EMERGENCY SERVICES**

## Activity Notes

- 👤 Anyone Leading the Archaeological Dig Activity through Blackwood Special Schools Outdoor Education Centre Inc **MUST BE:-**
  - 👤 Familiar with the Archaeological Dig Activity
  - 👤 Familiar with the Archaeological Dig Safety Briefing
  - 👤 Familiar with Emergency & Risk Management Plans
  - 👤 Currently 1<sup>st</sup> Aid Level 2 Qualified
- 👤 Everyone **MUST BE** checked to ensure they have appropriate gear for the Archaeological Dig Activity
- 👤 Issue Wet Weather Jackets - if required
- 👤 Constantly check the health and wellbeing of all members of the group throughout the walk

## Environmental Considerations

- 👤 **DO NOT** throw sand everywhere
- 👤 Keep the noise to a minimum to ensure you do not upset the neighbours

**A destination for exploration**