











How to pitch your Tent

Step 1	Step 2	Step 3
Choose your Tent Deck	Clean the Deck with the Outdoor Broom	Choose your tent
		




Step 4	Step 5	Step 6
Lay the tent out on the pad	Choose a Tent Pole	Choose 2 Orange & 2 Black Straps
 <p>Pull the door open to the top of the Tent. Make sure the front door faces the front of the deck (Orange Reflectors)</p>	 <p>REMEMBER You need two poles. 1 with a spike & 1 with a rubber stopper on the end</p>	




Step 7	Step 8	Step 9
Prepare everything on the Pad	Orange Straps go to the front	Black straps go to the back
	 <p style="text-align: center;">Orange Reflectors</p> 	 <p style="text-align: center;">Blue Reflectors</p> 



Step 10	Step 11	Step 12
Thread all 4 Straps	Gently Tighten all 4 Straps	Assemble the Tent Pole
 <p style="text-align: right;">Tent Loops</p> <p style="text-align: right;">Pad Eye Bolt</p>	 <p style="text-align: center;">DO NOT over tighten the straps</p>	 <p style="text-align: center;">REMEMBER The tent pole is spring loaded. DO NOT tighten the pole.</p>

Step 13	Step 14	Step 15
Lift up the Tent Roof Frame	Find the Tent Pole Roof Outlet	Place pole into the Roof Outlet
		


How to pitch your Tent

Step 16	Step 17	
Prepare to pitch your Tent	Lift the Tent Pole	
	 The Tent is heavy. You may need a friend to help you.	

	Step 18	Step 19
	Place bottom of pole on Leather Pad	Fully tighten your Tent Pole
	 Rectangular Leather Pad on the floor of the Tent	 If your tent pole is missing the tightening bolt, do not worry - move on to Step 20

Step 20	Step 21	Step 22
Fully zip up your Tent	Gently Tighten all 4 Straps	Open the Tent doors
	 DO NOT over tighten the straps	

CONGRATULATIONS	Step 23	Step 24
You have pitched your Tent	Choose your Mattress	Choose your Pillow & Blanket
		

Step 25
Make your Bed - Sleep well


Step 25
Return Tent Pitching Instructions
